

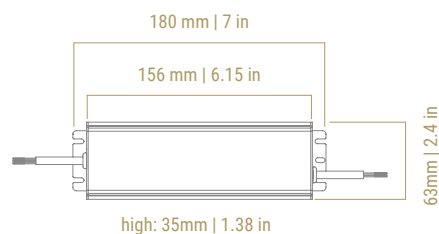
DRIVER ON/OFF

DRIVE CODE FOR EVO 160 (110/220VAC-48VDC)

75 ALIME220 48 150IP65EVO

DRIVER CODE FOR EVO 120 (110/220VAC-48VDC)

75 ALIME220 48 150IP67EVO



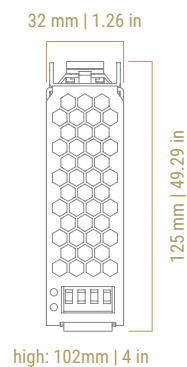
DC Voltage: 48V
Max Current: 2.5A
Voltage Range: 100-240VAC
 EMC Emmision Comply
IP Grade: IP65
Material Case: Metal class 1
Surge Protection: Yes

DRIVER CODE FOR EVO 160 (24VDC-48VDC)

75 ALIM24 48 EVO160

DRIVER CODE FOR EVO 120 (24VDC-48VDC)

75 ALIM24 48 EVO120



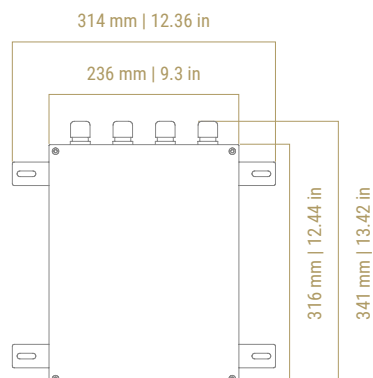
DC Voltage: 48V
Max Current: 2.0A
Voltage Range: 24VDC
 EMC Emmision Comply
IP Grade: IP20
Material Case: Metal class 1

DRIVER FOR RGB+W

DRIVER BOX CODE (110/220VAC-48VDC)

DMX: 90 KITALRGBWDMX15048160

DALI: 90 KITALRGBWDAL15048160



DC Voltage: 48V
Max Current: 2.8A
Voltage Range: 100-240VAC
 EMC Emmision Comply
IP Grade: IP56
Material Case: ABS
Surge Protection: Yes

RGB+WHITE 4C INNOVATION STAND ALONE SYSTEM

